

Internal

IFI Type / PSI Type

2008. 2 Version 1.

Internal System Product Catalog

No - Mount System

Dismantling the mount that used to cause surgery complicated is now omitted, and the surgery is shortened and accurate without the interference of adjacent teeth.

Taper Type & Straight Type(Body-Thread)

Two types of body-thread, root form type and straight type, are produced and provided for applications in various surgical cases.

Cutting Edge

In design of IFI, dual cutting edges on both sections of double-thread and body-thread enable easy self-apping and enhance the excellent initial stability since they minimize the bone resistance.

Narrow	Fixture System	Fixture	IFI	IFI 3508P	IFI 3510P	IFI 3512P	IFI 3514P	
				IFI 3508PM	IFI 3510PM	IFI 3512PM	IFI 3514PM	
	PSI	PSI 3508M	PSI 3510M	PSI 3512M	PSI 3514M	PSI 3308		
		PSI 3508P	PSI 3510P	PSI 3512P	PSI 3514P	PSI 3308M		
	Cemented Abutment System	Pick-up Impression coping		IPI 35008	IPI 35012			
				ITI 35010				
				RMI 35012				
		Cemented Abutment		AMI 35007	AMI 35017	AMI 35027	AMI 35037	
					AMI 35017E	AMI 35027E	AMI 35037E	
			AMI 35007N	AMI 35017N	AMI 35027N	AMI 35037N		
Extension Cemented Abutment			AEI 35007	AEI 35017	AEI 35027	AEI 35037		
			AEI 48007	AEI 48017	AEI 48027	AEI 48037		
			AEI 48007N	AEI 48017N	AEI 48027N	AEI 48037N		
Angled Abutment		AAI 35015	AAI 35025					
		AAI 35015NA	AAI 35015NE					
	PSI	Regular	Wide					
	IFI	Regular	Wide					
Common	Fixture System	Fixture	SM	Narrow	SIFN 3808	SIFN 3810	SIFN 3812	SIFN 3814
				Regular	SIFR 4508	SIFR 4510	SIFR 4512	SIFR 4514
	IFI	Regular	IFI 4008	IFI 4010	IFI 4012	IFI 4014		
			IFI 4008M	IFI 4010M	IFI 4012M	IFI 4014M		
			IFI 4008P	IFI 4010P	IFI 4012P	IFI 4014P		
	Wide		IFI 4808	IFI 4810	IFI 4812	IFI 4814		
			IFI 4808M	IFI 4810M	IFI 4812M	IFI 4814M		
			IFI 4808P	IFI 4810P	IFI 4812P	IFI 4814P		
			IFI 4808PM	IFI 4810PM	IFI 4812PM	IFI 4814PM		
	PSI	Regular	PSI 4008	PSI 4010	PSI 4012	PSI 4014		
PSI 4008M			PSI 4010M	PSI 4012M	PSI 4014M			
		PSI 4008P	PSI 4010P	PSI 4012P	PSI 4014P			
Wide		PSI 4808	PSI 4810	PSI 4812	PSI 4814			
		PSI 4808M	PSI 4810M	PSI 4812M	PSI 4814M			
		PSI 4808P	PSI 4810P	PSI 4812P	PSI 4814P			
Solid Abutment System	Cover Screw		AHI 48601H					
			CHI 4800NH					
	Closing Screw		AHI 48602H	AHI 48603H	AHI 48604H			
Healing Abutment		AMI 48353	AMI 48354	AMI 48355				
		HMI 48554	HMI 48555	HMI 48557				
Protect Cap								
Impression Cap		IPI 48001						





DIO

Technology / Reliability / Confidence

Internal System Product Catalog



IFI / PSI

Contents

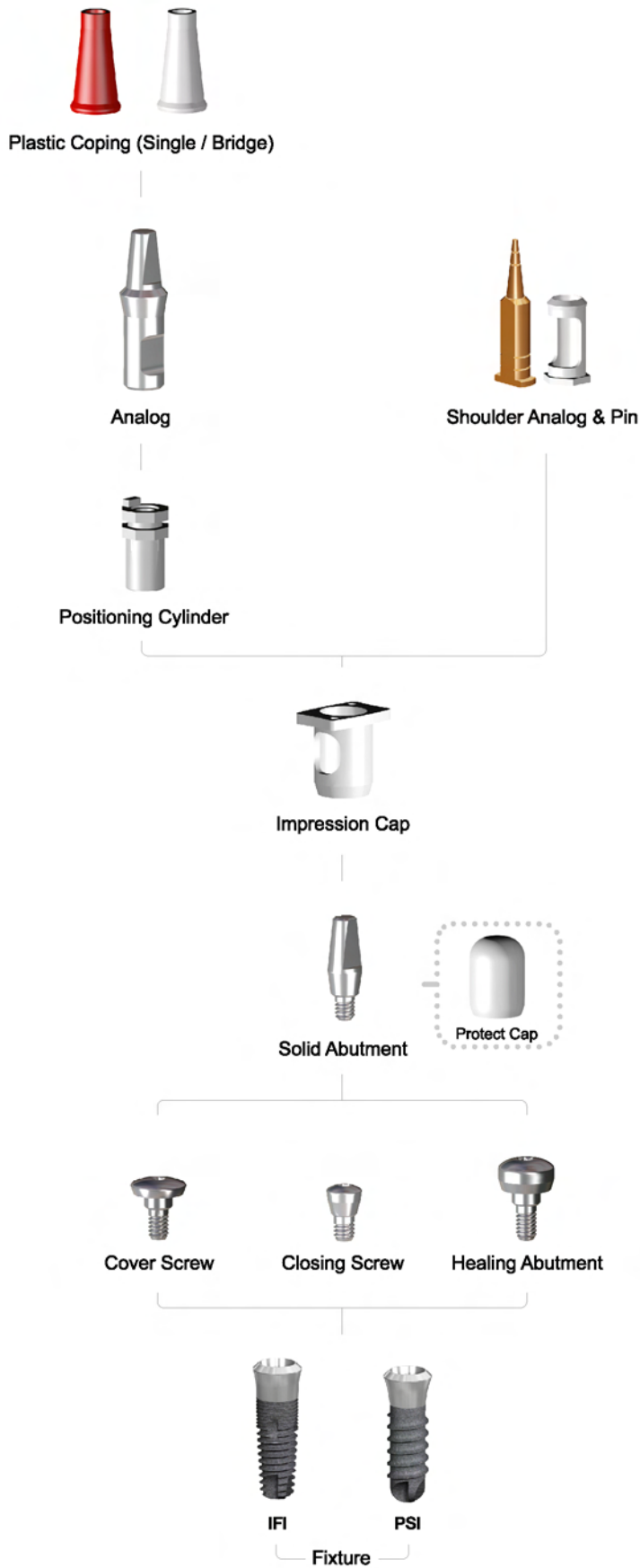
NARROW REGULAR WIDE	Cement retained Restoration for Solid Abutment	6p
	Cement retained Restoration for Excellent Solid Abutment	
	Screw retained Restoration for Octa Abutment	
	Overdenture retained Restoration for Ball Abutment	
NARROW	Cement retained Restoration for Cemented Abutment	18p
	Cement retained Restoration for Extension Cemented Abutment	
	Cement retained Restoration for Angled Abutment	
REGULAR WIDE	Cement retained Restoration for Cemented Abutment	22p
	Cement retained Restoration for Extension Cemented Abutment	
	Cement retained Restoration for Angled Abutment	
WIDE NECK	Cement retained Restoration for Solid Abutment	28p
	Screw retained Restoration for Octa Abutment	
SURGICAL KIT	IFI Surgical Kit / Set	34p
	PSI Surgical Kit / Set	40p



IFI / PSI

**NARROW
REGULAR
WIDE**

Cement retained Restoration for **Solid** Abutment
Cement retained Restoration for **Excellent Solid** Abutment
Screw retained Restoration for **Octa** Abutment
Overdenture retained Restoration for **Ball** Abutment





Plastic Coping (Single / Bridge)



Analog



Impression Cap



Excellent Solid Abutment



Protect Cap



Cover Screw



Closing Screw



Healing Abutment

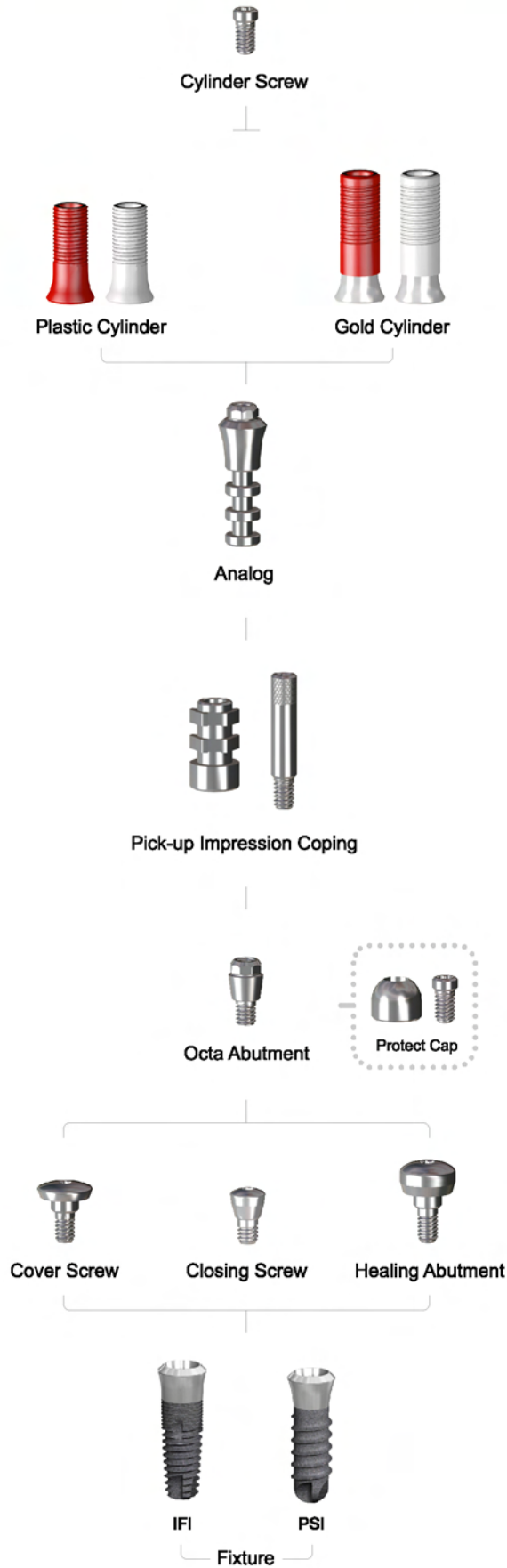


IFI



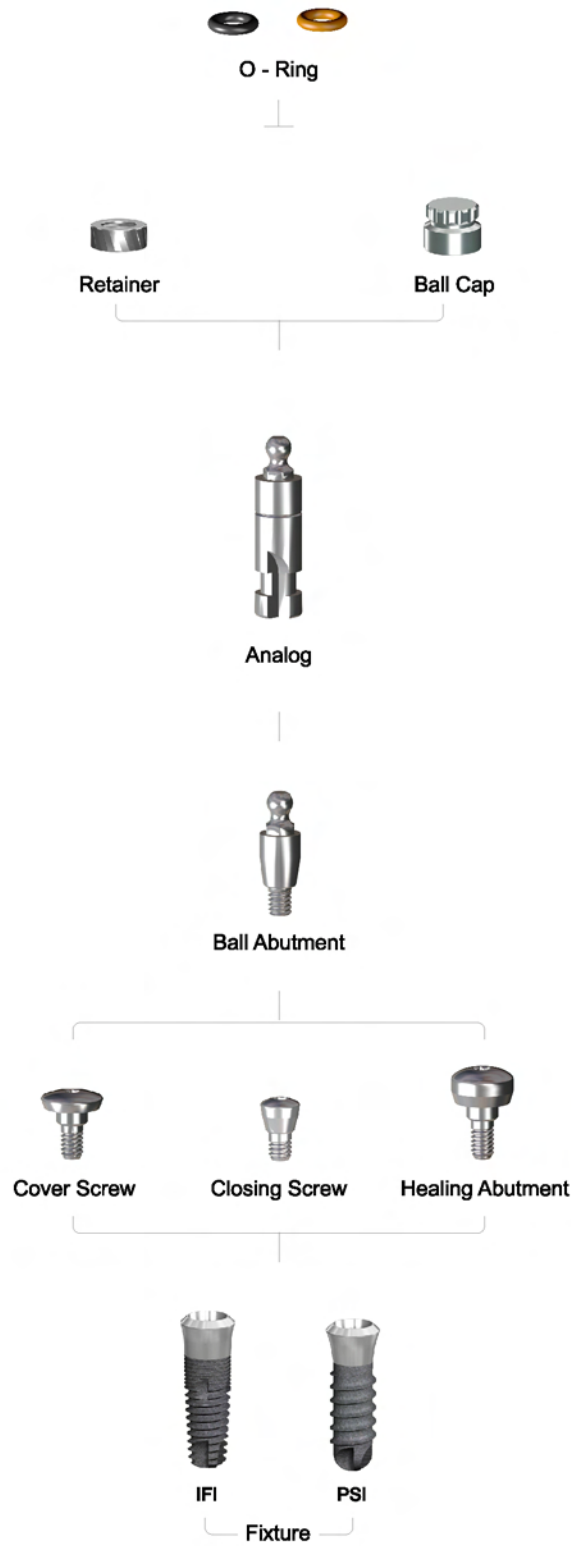
PSI

Fixture



IFI / PSI NARROW / REGULAR / WIDE

Overdenture retained Restoration for Ball Abutment



Internal

IFI Fixture

NARROW REGULAR WIDE

Cement retained Restoration for Solid Abutment
 Cement retained Restoration for Excellent Solid Abutment
 Screw retained Restoration for Octa Abutment
 Overdenture retained Restoration for Ball Abutment



Narrow Fixture

Platform	Diameter	Collar
4.8 mm	3.5 mm	1.8 mm

8 mm	10 mm	12 mm	14 mm
IFI 3508PM	IFI 3510PM	IFI 3512PM	IFI 3514PM



Regular Fixture

Platform	Diameter	Collar
4.8 mm	4.1 mm	1.8 mm
4.8 mm	4.1 mm	2.8 mm

8 mm	10 mm	12 mm	14 mm
IFI 4008PM	IFI 4010PM	IFI 4012PM	IFI 4014PM
IFI 4008M	IFI 4010M	IFI 4012M	IFI 4014M



Wide Fixture

Platform	Diameter	Collar
4.8 mm	4.8 mm	1.8 mm
4.8 mm	4.8 mm	2.8 mm
4.8 mm	5.5 mm	2.0 mm


8 mm	10 mm	12 mm	14 mm
IFI 4808PM	IFI 4810PM	IFI 4812PM	IFI 4814PM
IFI 4808M	IFI 4810M	IFI 4812M	IFI 4814M
IFI 5508PM	IFI 5510PM	IFI 5512PM	IFI 5514PM



Narrow Fixture	Platform	Diameter	Collar	8 mm	10 mm	12 mm	14 mm
		4.8 mm	3.5 mm	1.8 mm	PSI 3508P	PSI 3510P	PSI 3512P



Regular Fixture	Platform	Diameter	Collar	8 mm	10 mm	12 mm	14 mm
	4.8 mm	4.1 mm	1.8 mm	PSI 4008P	PSI 4010P	PSI 4012P	PSI 4014P
	4.8 mm	4.1 mm	2.8 mm	PSI 4008	PSI 4010	PSI 4012	PSI 4014



Wide Fixture	Platform	Diameter	Collar	8 mm	10 mm	12 mm	14 mm
	4.8 mm	4.8 mm	1.8 mm	PSI 4808P	PSI 4810P	PSI 4812P	PSI 4814P
	4.8 mm	4.8 mm	2.8 mm	PSI 4808	PSI 4810	PSI 4812	PSI 4814



Cover Screw	Platform	Diameter	1.5 mm
	4.8 mm	5.5 mm	AHI 48601H



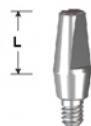
Closing Screw	Diameter	5.5 mm
	3.5 mm	CHI 4800NH



Healing Abutment	Platform	Diameter	2 mm	3 mm	4 mm
	4.8 mm	5.5 mm	AHI 48602H	AHI 48603H	AHI 48604H

IFI / PSI **NARROW / REGULAR / WIDE**

Cement retained Restoration for Solid Abutment



Solid Abutment

Diameter
3.5 mm



4 mm
AMI 48354



5.5 mm
AMI 48355



7 mm
AMI 48357



Protect Cap

Diameter
5.5 mm



4 mm
HMI 48554



5.5 mm
HMI 48555



7 mm
HMI 48557



Impression Cap

Diameter
5.7 mm



8 mm
IPI 48001



Positioning Cylinder

Diameter
4.5 mm



4 mm
IPI 48002Y



5.5 mm
IPI 48002G



7 mm
IPI 48002B



Analog

Diameter
4.8 mm



4 mm
RMI 48004N



5.5 mm
RMI 48005N



7 mm
RMI 48007N



Shoulder Analog & Pin

Diameter
4.8 mm



5.5 mm
RMI 48001



Single



Bridge

Plastic Coping

Diameter
5.0 mm



10 mm
IPI 48004



IPI 48004N

Internal

IFI / PSI

NARROW / REGULAR / WIDE

Cement retained Restoration for Excellent Solid Abutment



Excellent Solid Abutment

Diameter
4.3 mm



4 mm

AMI 48434EX



5.5 mm

AMI 48435EX



7 mm

AMI 48437EX



Protect Cap

Diameter
5.5 mm



4 mm

HMI 48554EX



5.5 mm

HMI 48555EX



7 mm

HMI 48557EX



Impression Cap

Diameter
5.7 mm



IPI 48002YEX




12 mm

IPI 48002GEX



IPI 48002BEX



Analog

Diameter
4.8 mm



4 mm

RMI 48004EX



5.5 mm

RMI 48005EX



7 mm

RMI 48007EX



Single



Bridge



IPI 48004EX

12 mm



IPI 48004NEX

Plastic Coping

Diameter
5.5 mm

IFI / PSI **NARROW / REGULAR / WIDE**

Screw retained Restoration for Octa Abutment



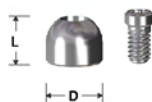
5.5 mm

Octa Abutment

Diameter

3.5 mm

ACI 48302



4 mm

Protect Cap

Diameter

5.0 mm

HCI 48504



10 mm



Pick-up Impression Cap

Diameter

5.5mm

IPI 48610

IPI 48610N



14 mm

Analog

Diameter

5.0 mm

RCI 48014



4 mm



Gold Cylinder

Diameter

5.5 mm

AGI 48504

AGI 48504N



10 mm



Plastic Cylinder

Diameter

5.0 mm

API 48514

API 48514N



STI 2004

Cylinder Screw

Diameter

2 mm



Ball Abutment

Diameter
3.5 mm



0 mm
ABI 48350



2 mm
ABI 48352



4 mm
ABI 48354



Analog

Diameter
4.1 mm



12 mm
RBN 40412

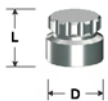


Retainer

Diameter
5.0 mm



2 mm
RT 0502



Ball Cap

Diameter
5 mm



4 mm
BC 5004



O - Ring

Diameter
4.5 mm



OR 0540B





OR 05400



IFI / PSI

**NARROW
REGULAR
WIDE**

Cement retained Restoration for **Cemented** Abutment
Cement retained Restoration for **Extension Cemented** Abutment
Cement retained Restoration for **Angled** Abutment



IFI / PSI

NARROW

Cement retained Restoration for Cemented Abutment
 Cement retained Restoration for Extension Cemented Abutment
 Cement retained Restoration for Angled Abutment



IFI Fixture

Platform	Diameter	Collar	8 mm	10 mm	12 mm	14 mm
4.8 mm	3.5 mm	1.8 mm	IFI 3508PM	IFI 3510PM	IFI 3512PM	IFI 3514PM



PSI Fixture

Platform	Diameter	Collar	8 mm	10 mm	12 mm	14 mm
4.8 mm	3.5 mm	1.8 mm	PSI 3508P	PSI 3510P	PSI 3512P	PSI 3514P



Cover Screw

Platform	Diameter	1.5 mm
4.8 mm	5.5 mm	AHI 48601H



Closing Screw

Diameter	5.5 mm
3.5 mm	CHI 4800NH



Healing Abutment

Platform	Diameter	2 mm	3 mm	4 mm
4.8 mm	5.5 mm	AHI 48602H	AHI 48603H	AHI 48604H

Internal

IFI / PSI

NARROW

Cement retained Restoration for Cemented Abutment
 Cement retained Restoration for Extension Cemented Abutment
 Cement retained Restoration for Angled Abutment



**Pick-up
Impression Coping**

Diameter
5.5 mm



8 mm
IPI 35008



12 mm
IPI 35012



**Transfer
Impression Coping**

Diameter
4.8 mm



ITI 35010



Fixture Analog

Diameter
4.8 mm



RMI 35012



AMI 35007



AMI 35017



AMI 35027



AMI 35037

**Cemented Abutment
(Torx)**

Cuff	Diameter	
0 mm	4.3 mm	AMI 35007
1 mm	4.8 mm	AMI 35017
2 mm	4.8 mm	AMI 35027
3 mm	4.8 mm	AMI 35037



AMI 48007N



AMI 48017N



AMI 48027N



AMI 48037N


**Cemented Abutment
(Non-Torx)**

Cuff	Diameter	
0 mm	4.3 mm	AMI 48007N
1 mm	4.8 mm	AMI 48017N
2 mm	4.8 mm	AMI 48027N
3 mm	4.8 mm	AMI 48037N

IFI / PSI

NARROW

Cement retained Restoration for Cemented Abutment
 Cement retained Restoration for Extension Cemented Abutment
 Cement retained Restoration for Angled Abutment



Extension Cemented Abutment (Torx)

Cuff	Diameter				
0 mm	5.0 mm	AEI 35007			
1 mm	5.8 mm		AEI 35017		
2 mm	5.8 mm			AEI 35027	
3 mm	5.8 mm				AEI 35037



Extension Cemented Abutment (Non -Torx)

Cuff	Diameter				
0 mm	5.0 mm	AEI 48007N			
1 mm	5.8 mm		AEI 48017N		
2 mm	5.8 mm			AEI 48027N	
3 mm	5.8 mm				AEI 48037N



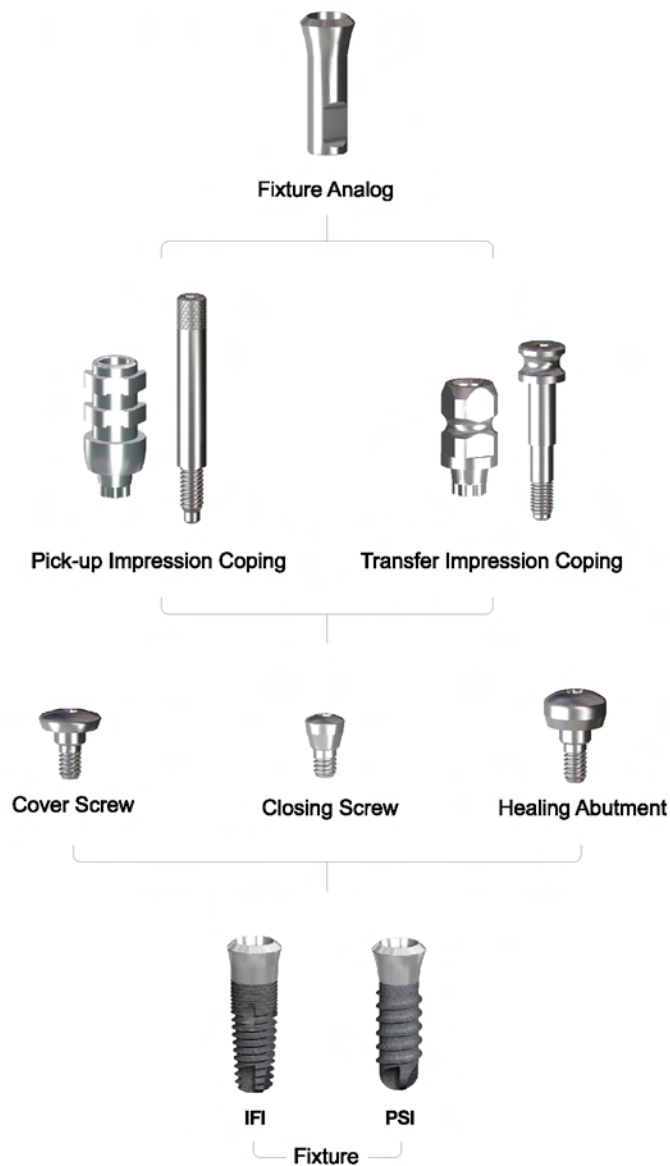

Angled Abutment

Diameter					
3.5 mm	AAI 35015NA	AAI 35015	AAI 35025NA	AAI 35025	
3.5 mm	AAI 35015NB		AAI 35025NB		



Coping Screw

Diameter	
2 mm	7.3 mm STN 2008



IFI / PSI

REGULAR
WIDE

Cement retained Restoration for Cemented Abutment
Cement retained Restoration for Extension Cemented Abutment
Cement retained Restoration for Angled Abutment

REGULAR



Platform Diameter Collar

8 mm

10 mm

12 mm

14 mm

4.8 mm 4.1 mm 1.8 mm

IFI 4008PM

IFI 4010PM

IFI 4012PM

IFI 4014PM

IFI Fixture

4.8 mm 4.1 mm 2.8 mm

IFI 4008M

IFI 4010M

IFI 4012M

IFI 4014M



Platform Diameter Collar

8 mm

10 mm

12 mm

14 mm

4.8 mm 4.1 mm 1.8 mm

PSI 4008P

PSI 4010P

PSI 4012P

PSI 4014P

PSI Fixture

4.8 mm 4.1 mm 2.8 mm

PSI 4008

PSI 4010

PSI 4012

PSI 4014

WIDE



Platform Diameter Collar

8 mm

10 mm

12 mm

14 mm

4.8 mm 4.8 mm 1.8 mm

IFI 4808PM

IFI 4810PM

IFI 4812PM

IFI 4814PM

4.8 mm 4.8 mm 2.8 mm

IFI 4808M

IFI 4810M

IFI 4812M

IFI 4814M

IFI Fixture

4.8 mm 5.5 mm 2.0 mm

IFI 5508PM

IFI 5510PM

IFI 5512PM

IFI 5514PM



Platform Diameter Collar

8 mm

10 mm

12 mm

14 mm

4.8 mm 4.8 mm 1.8 mm

PSI 4808P

PSI 4810P

PSI 4812P

PSI 4814P

PSI Fixture

4.8 mm 4.8 mm 2.8 mm

PSI 4808

PSI 4810

PSI 4812

PSI 4814



Cover Screw	Platform	Diameter	1.5 mm
	4.8 mm	5.5 mm	AHI 48601H



Closing Screw	Diameter	5.5 mm
	3.5 mm	CHI 4800NH



Healing Abutment	Platform	Diameter	2 mm	3 mm	4 mm
	4.8 mm	5.5 mm	AHI 48602H	AHI 48603H	AHI 48604H

IFI / PSI

REGULAR
WIDE

Cement retained Restoration for Cemented Abutment
Cement retained Restoration for Extension Cemented Abutment
Cement retained Restoration for Angled Abutment



**Pick-up
Impression Coping**

Diameter
5.5 mm



8 mm
IPI 48008



12 mm
IPI 48012



**Transfer
Impression Coping**

Diameter
5.0 mm



10 mm
ITI 48010



Fixture Analog

Diameter
4.8 mm



12 mm
RMI 48012



**Cemented Abutment
(Torx)**

Cuff	Diameter	
0 mm	4.3 mm	AMI 48007
1 mm	4.8 mm	AMI 48017
2 mm	4.8 mm	AMI 48027
3 mm	4.8 mm	AMI 48037



**Cemented Abutment
(Non-Torx)**

Cuff	Diameter	
0 mm	4.3 mm	AMI 48007N
1 mm	4.8 mm	AMI 48017N
2 mm	4.8 mm	AMI 48027N
3 mm	4.8 mm	AMI 48037N



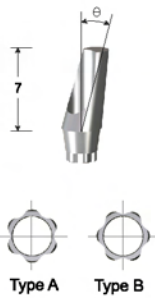
Extension Cemented Abutment (Torx)

Cuff	Diameter	
0 mm	5.0 mm	AEI 48007
1 mm	5.8 mm	AEI 48017
2 mm	5.8 mm	AEI 48027
3 mm	5.8 mm	AEI 48037



Extension Cemented Abutment (Non -Torx)

Cuff	Diameter	
0 mm	5.0 mm	AEI 48007N
1 mm	5.8 mm	AEI 48017N
2 mm	5.8 mm	AEI 48027N
3 mm	5.8 mm	AEI 48037N



Angled Abutment

Diameter	15°	15°	25°	25
3.5 mm	AAI 35015A	AAI 35015	AAI 35025	AAI 35025A
3.5 mm	AAI 35015B			AAI 35025B



Coping Screw

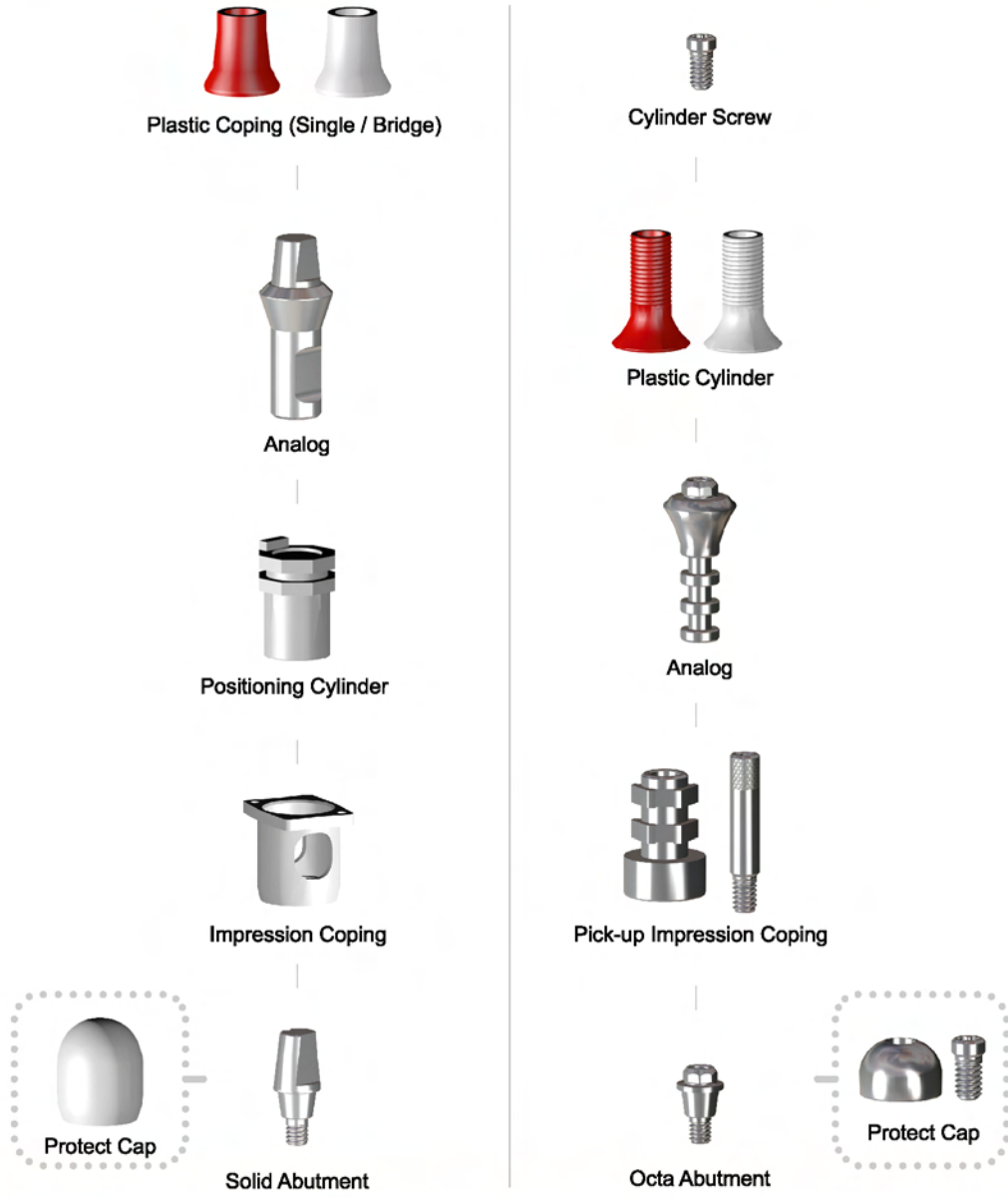
Diameter	7.3 mm
2 mm	STN 2008



IFI / PSI

WIDE - NECK

Cement retained Restoration for **Solid** Abutment
Screw retained Restoration for **Octa** Abutment



Cement retained Restoration for Solid Abutment Screw retained Restoration for Octa Abutment



IFI / PSI

WIDE NECK

Cement retained Restoration for Solid Abutment
Screw retained Restoration for Octa Abutment



8 mm 10 mm 12 mm 14 mm

IFI Fixture

	Platform Diameter Collar						
	6.5 mm	4.8 mm	2.0 mm	IFI 6508PM	IFI 6510PM	IFI 6512PM	IFI 6514PM
	6.5 mm	5.5 mm	2.0 mm	IFI 6508PMR	IFI 6510PMR	IFI 6512PMR	IFI 6514PMR



8 mm 10 mm 12 mm 14 mm

PSI Fixture

	Platform Diameter Collar						
	6.5 mm	4.8 mm	2.0 mm	PSI 6508P	PSI 6510P	PSI 6512P	PSI 6514P



Cover Screw

	Platform	Diameter	
	6.5 mm	7.0 mm	AHI 65701H



2 mm 3 mm 4 mm

Healing Abutment

	Platform	Diameter	
	6.5 mm	7.0 mm	AHI 65702H AHI 65703H AHI 65704H



Solid Abutment

Diameter
4.3 mm



4 mm
AMI 65434



5.5 mm
AMI 65435



Protect Cap

Diameter
7.5 mm



4 mm
HMI 65704



5.5 mm
HMI 65705



Impression Cap

Diameter
7.2 mm



8 mm
IPI 65001



Positioning Cylinder

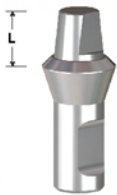
Diameter
6.0 mm



4 mm
IPI 65002Y



5.5 mm
IPI 65002G



Analog

Diameter
6.5 mm



4 mm
RMI 65004N



5.5 mm
RMI 65005N



Single



Bridge

Plastic Coping

Diameter
6.7 mm



IPI 65004

10 mm



IPI 65004N




Octa Abutment

Diameter
4.3 mm



7 mm
ACI 65302



Protect Cap

Diameter
7 mm



4.0 mm
HCI 65704



Pick-up Impression Coping

Diameter
7.5 mm



10 mm
IPI 65710



IPI 65710N



Analog

Diameter
6.5 mm



14 mm
RCI 65014



Plastic Cylinder

Diameter
7.0 mm



10 mm
API 65714



API 65714N



Cylinder Screw

Diameter
2 mm



STI 2004

IFI / PSI














SURGICAL KIT

















IFI












**Surgical Kit
Surgical Kit Set**












Unit : mm

Name	Image	Code	Diameter (∅) /	Length (L)		
Guide Drill		GH 2025	2.0 /	25		
		GH 2029		29		
Initial Drill		DHI 2014	2.0 /	32.7		
		Stopper		ST 2008I		10
				ST 2010I		8
				ST 2012I		6
				ST 2014I		4
Tapered Drill		DTI 3508	3.5 /	8		
		DTI 3510		10		
		DTI 3512		12		
		DTI 3514		14		
		Stopper			ST 3500I	
	ST 3501I				3	
		DTI 4008	4.0 /	8		
		DTI 4010		10		
		DTI 4012		12		
		DTI 4014		14		
		Stopper			ST 4000I	
	ST 4001I				3	
		DTI 4808	4.8 /	8		
		DTI 4810		10		
DTI 4812		12				
DTI 4814		14				
Stopper				ST 4800I		4
	ST 4801I			3		
Drill Extension		DEH 3529		29.7		
Pilot Drill		PH 3512	D1: 2.0 D2: 2.7	/ 31		
		PH 4812	D1: 3.0 D2: 4.3			

Name	Image	Code	Diameter (∅) / Length (L)
Lindemann Drill		RMH 2014S	D1: 1.4 / 22 D2: 2.0
Bone Planer		BP 5010	4.95
		BP 5710	5.65 / 24.5
		BP 5910	5.9
Tap Drill		TPI 3520	3.5
		TPI 4020	4.0 / 20
		TPI 4820	4.8
Positioning Guide		PG 0050	2.0 / 22
Parallel Pin		PP 2015	15
		PP 2022	D1: 2.0 / 22 D2: 2.7
		PP 2023	23
Path Pin		PPI 3540	4
		PPI 3555	3.5 / 5.5
		PPI 3570	7

Unit : mm

Name	Image	Code	Diameter (∅) /	Length (L)
Angle Path Pin		AAN 015	3.5 /	6.2
		AAW 015		
Depth Gauge		DPP 2050	2.0	
Ratchet Wrench		DRW 070		
Torque Wrench		DTW 0050		
Open Wrench		OW 001		
Fixture Driver for Contra Angle		HGCI 3524		
		HGCI 3530		
		HGCI 3535	21	
		HGC 4824	27	
		HGC 4830	32	
		HGC 4835		
Fixture Driver for Ratchet Wrench		HGWI 3513		
		HGWI 3521		
		HGWI 3527	13	
		HGW 4813	21	
		HGW 4821	27	
		HGW 4827		
Fixture Mount Driver		HMDI 2012	12	
		HMDI 2018	2.0 /	18
		HMDI 2023	23	

Name	Image	Code	Diameter (∅) / Length (L)
Machine Screw Driver	 1.2 Hex	MD 1219	19
		MD 1222	22
		MD 1230	30
	 1.7 Torx	MD 1719	19
		MD 1722	22
		MD 1730	30
Ratchet Screw Driver	 1.2 Hex	HD 1205	5
		HD 1210	10
		HD 1215	15
		HD 1220	20
	 1.7 Torx	HD 1710	10
		HD 1715	15
HD 1720	20		
Solid Abutment Driver	 3.5 /	HD 3506	6
		HD 3512	12
	 4.3 /	HD 4306	6
		HD 4312	12
Octa Abutment Driver	 3.0 OCTA	HD 3006	6
		HD 3012	12
Ball Abutment Driver	 Int. 2.4Hex	HD 2406	6
		HD 2412	12
			
Reamer Cutter		IRC 76	
Reamer Pin		IRP 48	IRP 65



⑥ Tapered Drill



- | | | |
|----------|----------|----------|
| DTI 3508 | DTI 4008 | DTI 4808 |
| DTI 3510 | DTI 4010 | DTI 4810 |
| DTI 3512 | DTI 4012 | DTI 4812 |
| DTI 3514 | DTI 4014 | DTI 4814 |

④ Drill Extension



DEH 3529

③ Stopper



- ST 2008I
ST 2010I
ST 2012I
ST 2014I

⑤ Pilot Drill



- PH 3512
PH 4812

⑦ Profile Drill

SM



- PFD 3810 PFD 4510 PFD 5310

② Initial Drill



DHI 2014

① Guide Drill



GH 2029

⑧ Parallel Pin




- PP 2023 PP 2022



PP 2015

Upper Part



⑬ Octa Abutment Driver



HD 3012



- HARD1820
HARD2020
SM

⑨ Fixture Driver for Contra Angle



- HGCI 3524 HGCI 3530
SM HGCS 3127 HGCS 3121
HGC 4824 HGC 4830

⑩ Fixture Driver for Ratchet Wrench



- HGWI 3513 HGWI 3521
HGWS 3113 HGWS 3121
HGW 4813 HGW 4821

⑪ Solid Abutment Driver



- HD 3506 HDS 3912
HD 3512 HDS 4812
HD 4312 HDS 5812
SM

⑫ Ratchet Screw Driver




- Torx
HD 1710 HD 1715



- Hex
HD 1210 HD 1215

Lower Part



Ratchet Wrench
Depth Gauge



DRW 070

Drill Cleaning Needle



DPP 2050

Tray



PSI

**Surgical Kit
Surgical Kit Set**











Unit : mm

Name	Image	Code	Diameter (∅) /	Length (L)						
Guide Drill		GH 2025	2.0 /	25						
		GH 2029		29						
Initial Drill		DS 2014	2.0 /	32.7						
Stopper		ST 2008P		10						
		ST 2010P		8						
		ST 2012P		6						
		ST 2014P		4						
Surgical Drill		DS 3014	3 /	33.9						
		Stopper		ST 3008P		10				
ST 3010P				8						
ST 3012P				6						
ST 3014P				4						
Surgical Drill		DS 3514	3.5 /	33.9						
		Stopper		ST 3508P		10				
ST 3510P				8						
ST 3512P				6						
ST 3514P				4						
Surgical Drill		DS 4214	4.2 /	33.9						
		Stopper		ST 4208P		10				
ST 4210P				8						
ST 4212P				6						
ST 4214P				4						
Straight Drill		2.7	3.0	3.3	3.5	3.8	4.3	4.8	∅ / L	
		SDH 2710A	SDH 3010A	SDH 3310A	SDH 3510A	SDH 3810A	SDH 4310A	SDH 4810A		10
		SDH 2714A	SDH 3014A	SDH 3314A	SDH 3514A	SDH 3814A	SDH 4314A	SDH 4814A		14
		SDH 2718A	SDH 3018A	SDH 3318A	SDH 3518A	SDH 3818A	SDH 4318A	SDH 4818A	18	
			SDS 2710A	SDS 3010A	SDS 3310A	SDS 3510A	SDS 3810A	SDS 4310A	SDS 4810A	10
			SDS 2714A	SDS 3014A	SDS 3314A	SDS 3514A	SDS 3814A	SDS 4314A	SDS 4814A	14
	SDS 2718A		SDS 3018A	SDS 3318A	SDS 3518A	SDS 3818A	SDS 4318A	SDS 4818A	18	

Unit : mm

Name	Image	Code	Diameter (∅) / Length (L)
Drill Extension		DEH 3529	29.7
Pilot Drill		PH 3512	D1: 2.0 / D2: 2.7 / 31
Lindemann Drill		RMH 2014S	D1: 1.6 / D2: 2.2 / 22
Positioning Guide		PG 0050	2.0 / 22
Parallel Pin		PP 2015	15
		PP 2022	D1: 2.0 / D2: 2.7 / 22
		PP 2023	23
Path Pin		PPI 3540	4
		PPI 3555	3.5 / 5.5
		PPI 3570	7
Angle Path Pin		AAN 015	3.5 / 6.2
		AAW 015	
Depth Gauge		DPP 2050	2.0

Unit : mm

Name	Image	Code	Diameter (∅) / Length (L)
Ratchet Wrench		DRW 070	
Torque Wrench		DTW 0050	
Open Wrench		OW 001	
Fixture Driver for Contra Angle		HGCI 3524	
		HGCI 3530	
		HGCI 3535	21
		HGC 4824	27
		HGC 4830	32
		HGC 4835	
Fixture Driver for Ratchet Wrench		HGWI 3513	
		HGWI 3521	
		HGWI 3527	13
		HGW 4813	21
		HGW 4821	27
		HGW 4827	
Fixture Mount Driver		HMDI 2012	12
		HMDI 2018	2.0 / 18
		HMDI 2023	23
Machine Screw Driver		MD 1219	19
		MD 1222	22
		MD 1230	30
	1.2 Hex		
		MD 1719	19
		MD 1722	22
		MD 1730	30
1.7 Torx			

Unit : mm

Name	Image	Code	Diameter (∅) / Length (L)	
Ratchet Screw Driver 1.2 Hex 1.7 Torx		HD 1205	5	
		HD 1210	10	
		HD 1215	15	
		HD 1220	20	
		HD 1710	10	
		HD 1715	15	
		HD 1720	20	
		<hr/>		
		<hr/>		
		<hr/>		
Solid Abutment Driver		HD 3506	3.5 / 6	
		HD 3512	12	
	<hr/>			
		HD 4306	4.3 / 6	
HD 4312		12		
<hr/>				
Octa Abutment Driver 3.0 OCTA		HD 3006	6	
		HD 3012	12	
<hr/>				
Ball Abutment Driver Int. 2.4Hex		HD 2406	6	
		HD 2412	12	
<hr/>				
Reamer Cutter		IRC 76		
		<hr/>		
Reamer Pin		IRP 48	IRP 65	
		<hr/>		



1 Guide Drill



GH 2025
GH 2029

2 Initial Drill



DS 2014

3 Stopper



ST 2008I
ST 2010I
ST 2012I
ST 2014I

4 Pilot Drill



PH 3512

5 Surgical Drill



DS 3014



DS 3514



DS 4214

6 Stopper



ST 3008P
ST 3010P
ST 3012P
ST 3014P




ST 3508P
ST 3510P
ST 3512P
ST 3514P



ST 4208P
ST 4210P
ST 4212P
ST 4214P

Upper Part



13 Drill Extension



DEH 3529

12 Octa Abutment Driver



HD 3012

7 Fixture Driver for Contra Angle



HGCI 3524
HGC 4824

8 Fixture Driver for Ratchet Wrench



HGWI 3521
HGW 4821

9 Parallel Pin



PP 2015



PP 2022

10 Ratchet Screw Driver



HD 1715

11 Solid Abutment Driver




HD 3506



HD 3512

Lower Part



Ratchet Wrench
Depth Gauge

Tray



DRW 070

DPP 2050



8 10 12 14 16 18

Analogue			RMI 48004	RMI 48005	RMI 48007	
Shoulder Analogue & Pin			RMI 48004N	RMI 48005N	RMI 48007N	
Plastic Coping			IPI 48004	IPI 48004N		
Excellent Solid Abutment System						
Excellent Solid Abutment			AMI 48357EX	AMI 48434EX	AMI 48435EX	AMI 48437EX
Protect Cap			HMI 48554EX	HMI 48555EX	HMI 48557EX	
Impression Cap			IPI 48002YEX	IPI 48002GEX	IPI 48002BEX	
Analogue			RMI 48004EX	RMI 48005EX	RMI 48007EX	
Plastic Coping			IPI 48004EX	IPI 48004NEX		
Octa Abutment System						
Octa Abutment			ACI 48302			
Protect Cap			HCI 48504			
Impression Cap			IPI 48610	IPI 48610N		
Analogue			RCI 48014			
Gold Cylinder			AGI 48504	AGI 48504N		
Plastic Coping			API 48514	API 48514N		
Ball Abutment System						
Abutment			ABI 48350	ABI 48352	ABI 48354	
Retainer			RT 0502			
Ball cap			BC 5004			
Analogue			RBN 40412			
Cemented Abutment System						
Pick-up Impression coping			IPI 48008	IPI 48012		
Transfer Impression coping			TI 48010			
Analogue			RMI 48012			
Cemented Abutment			AMI 48007	AMI 48017	AMI 48027	AMI 48037
			AMI 48007N	AMI 48017N	AMI 48027N	AMI 48037N
Extension Cemented Abutment			AEI 48007	AEI 48017	AEI 48027	AEI 48037
			AEI 48007N	AEI 48017N	AEI 48027N	AEI 48037N
			AAI 35015	AAI 35025		
Angled Abutment			AAI 35015A	AAI 35015B		
			AAI 35025A	AAI 35025B		
Wide Neck Fixture System						
Fixture	SM		SIFW 5308N	SIFW 5310N	SIFW 5312N	SIFW 5314N
	IFI		IFI 6508PM	IFI 6510PM	IFI 6512PM	IFI 6514PM
			IFI 6508PMR	IFI 6510PMR	IFI 6512PMR	IFI 6514PMR
	PSI		PSI 6508M	PSI 6510M	PSI 6512M	PSI 6514M
			PSI 6508P	PSI 6510P	PSI 6512P	PSI 6514P

DIO IMPLANT

Cover Screw

Head quarter(Factory)

1464 Woodong, Haeundae-ku, Pusan City, Korea
Tel.+82-55-380-7900 Fax.+82-55-383-7904

Seoul office

Room 1004, Ssangnim B/D. 151-11 Ssangnim-dong,
Jung-gu, Seoul, 100-400, Korea
Tel.+82-2-2268-2850 Fax.+82-2-2275-2850



Overseas Branches

DIO U.S.A
3540 Wilshire Blvd #1104,
Los Angeles, CA 90010
Tel. +1 213 365 2875, Fax. +1 213 365 1595

DIO Australia
Suite 94, 809-811, Pacific Highway Chatswood,
NSW, Sydney, Australia, 2067
Tel. +61 2 9419 4109, Fax. +61 2 9419 6588

DIO Thailand
#5k Rimco bldg. 139 Soi Sukhumvit 63, Klongtan Nua,
Wattana, Bangkok 10110
Tel. +66 2 714 7875, Fax. +66 2 714 7744

DIO China
Beijing Shi Chaoyangqu Wangjing Nanhuxiyuan
Yinling Guoji 130 Lou 904 Hao
Tel. +86 10 8687 3787, Fax. +86 10 8472 7846

DIO Mexico
Eje Central 805 Col. Portales
C.P.03300 Mexico, D.F.
Tel. +52 1 55 1843 0690, Fax. +52 55 5539 2729

DIO Vietnam
243-243B Hoang Van Thu St., Tan Binh District,
Ho Chi Minh City, SR Vietnam No.111
Tel. +84 8 997 4878, Fax. +84 8 997 4895

AMI 64434

ASA 48154

IFI 5508P

IFI 5508PM